

# THE AGRI-HORTICULTURAL SOCIETY OF INDIA

1, ALIPORE ROAD, KOLKATA - 700 027



## ANNUAL REPORT 2023-24



# THE AGRI-HORTICULTURAL SOCIETY OF INDIA

## President

Mr Raghvendra Mohta

## Sr. Vice President

Mr. Anoop Kumar

## Vice President

Mr. Atul Churiwal

## Council Members

Ms. Sunita Kanoria

Ms. Nayantara Pal Choudhury

Mr. Suresh Kumar Agarwal

Mr. Sourav Ghosh

Mr. Vivek Gupta

Mr. Ashok Saraf

Mr. Girdhari Lal Goenka

Mr. Ranjit Singh Kothari

Mr. Suresh Kumar Bansal

Mr. Hari Shankar Halwasiya

Mr. Sanjay Sureka

Mr. I. P. Poddar

## Secretary

Mr Durgadas Sarcar

## Assistant Secretary

Dr. Koushik Datta

## Patrons

Mr Sudarshan Kumar Birla

Mr Mahendra Kumar Jalan

Mr Sanjiv Goenka

Mr. Bharat Bajoria



# THE AGRI-HORTICULTURAL SOCIETY OF INDIA

## CHIEF PATRONS

Year	Name of the Chief Patron	Year	Name of the Chief Patron
1820-23	The Marquis of Hastings - Governor General	1910-16	Lord Hardinge
1823-28	Lord Amherst	1916-21	Lord Chiemsford
1828-36	Lord William Bentinck	1921-26	Lord Reeding
1836-42	Lord Auckland	1926-31	Lord Irwin
1842-44	Lord Ellenborough	1931-35	Earl of Wellington
1844-48	Lord Hardinge	1935-43	Marquis of Linlithgow
1848-56	Lord Dalhousie	1946-48	Rear Admiral The Earl Mounbatten of Burma, Viceroy & Governor - General
1856-58	Earl Canning - Viceroy & Governor General	1948-50	Shri Rajagopalachari
1858-62	Earl Canning	1950-62	Dr. Rajendra Prasad
1862-63	Earl of Elgin	1962-67	Dr. S. Radhakrishnan
1863-69	Lord Lawrence	1968-69	Dr. Zakir Hussain
1869-72	Earl of Mayo	1970-72	Shri V. V. Giri
1872-76	Earl of Northbrook	1973-75	Shri Fakhruddin Ali Ahmed
1876-80	Earl of Lytton	1976-80	Shri N. Sanjeeva Reddy
1880-84	Marquis of Rippon	1981-86	Giani Zail Singh
1884-88	Marquis of Duffrin	1987-91	Shri R. Venkataraman
1888-94	Marquis of Lansdowne	1992-97	Dr. Shankar Dayal Sharma
1894-1899	Second Earl of Elgin	1997-2002	Dr. K. P. Narayanan
1899-1905	Lord Curzon	2002-04	Dr. A. P. J. Abdul Kalam, President of India visited the Society on 27.02.2004
1905-10	Lord Minto		

## Past Patrons

Shri L. N. Birla  
Shri Sunil Singh Roy  
Shri S. G. Khaitan  
Shri R. P. Goenka  
Shri B. M. Khaitan





**S K AGRAWAL AND CO CHARTERED  
ACCOUNTANTS LLP**

(FORMERLY S K AGRAWAL AND CO)  
CHARTERED ACCOUNTANTS  
LLPIN – AAV-2926  
FRN- 306033E/E300272

SUITE NOS : 606-608  
THE CHAMBERS, OPP. GITANJALI STADIUM  
1865, RAJDANGA MAIN ROAD, KASBA  
KOLKATA - 700 107  
PHONE : 033-4008 9902 / 9903 / 9904 / 9905  
Website : [www.skagrwal.co.in](http://www.skagrwal.co.in)  
EMAIL : [Info@skagrwal.co.in](mailto:Info@skagrwal.co.in)

**Independent Auditors' Report**

**To the Members of The Agri-Horticultural Society of India**

We have audited the accompanying financial statements of **THE AGRI-HORTICULTURAL SOCIETY OF INDIA ("the society")**, which comprise the Balance Sheet as at 31<sup>st</sup> March, 2024 and the Income & Expenditure Account for the year then ended, and a summary of significant accounting policies and other explanatory information.

**Council's Responsibility for the Financial Statements**

The Council of the society is responsible for the preparation of these financial statements that give a true and fair view of the financial position & financial performance of the society in accordance with the generally accepted accounting practises in India. This responsibility includes the design, implementation and maintenance of internal control relevant to the preparation and presentation of the financial statements that give a true and fair view and are free from material misstatement, whether due to fraud or error.

**Auditor's Responsibility**


Our responsibility is to express an opinion on these financial statements based on our audit. We conducted our audit in accordance with the Standards on Auditing issued by the Institute of Chartered Accountants of India. Those Standards require that we comply with ethical requirements and plan and perform the audit to obtain reasonable assurance about whether the financial statements are free from material misstatement.

An audit involves performing procedures to obtain audit evidence about the amounts and disclosures in the financial statements. The procedures selected depend on the auditor's judgment, including the assessment of the risks of material misstatement of the financial statements, whether due to fraud or error. In making those risk assessments, the auditor considers internal control relevant to the society's preparation and fair presentation of the financial statements in order to design audit procedures that are appropriate in the circumstances. An audit also includes evaluating the appropriateness of accounting policies used and the reasonableness of the accounting estimates made by the council as well as evaluating the overall presentation of the financial statements.

We believe that the audit evidence we have obtained is sufficient and appropriate to provide a basis for our qualified audit opinion.

**Basis of Qualified Opinion**

- i. The Society has placed one dispute regarding Kanoi Hall to arbitration and claimed Rs. 14,54,00,000 as compensation against which the final order was passed on 24<sup>th</sup> December, 2019 awarding the society for the net amount of Rs. 1,98,00,000 after deducting the Deposit received for the Security of Rs. 80,00,000 and another on account receipt of Rs. 36,00,000 as detailed in note B-4 in Schedule- "C". Though the award was mainly for rent for 22 months from March 2018 to December 2019 but no adjustment was made in the accounts for crediting the rental income





**S K AGRAWAL AND CO CHARTERED  
ACCOUNTANTS LLP**

(FORMERLY S K AGRAWAL AND CO)

CHARTERED ACCOUNTANTS

LLPIN - AAV-2926

FRN- 306033E/E300272

SUITE NOS : 606-608

THE CHAMBERS, OPP. GITANJALI STADIUM

1865, RAJDANGA MAIN ROAD, KASBA

KOLKATA - 700 107

PHONE : 033-4008 9902 / 9903 / 9904 / 9905

Website : [www.skagrwal.co.in](http://www.skagrwal.co.in)

EMAIL : [Info@skagrwal.co.in](mailto:Info@skagrwal.co.in)

and the said Security Deposit of Rs. 80,00,000 received is appearing in the Accounts as liability. The Society has also a receivable of Rs. 18,39,707 from the same party which also remains unadjusted. Had the adjustments are carried out during this year the income would have been increased by Rs. 61,60,293. Further there is no trace in the accounts of the second advance of Rs. 36,00,000 on which we are unable to comment. As informed, the Society has handed over the papers to their Solicitors and newspaper publications were made on 21st November'2021 for execution of the order. Till such time status quo has been maintained and no adjustment of the awarded amount was made in the accounts from FY 2019-20 till date

**Emphasis of Matter**

We draw your attention to the following notes:

The closing stock of inventory has been taken on the basis of physical verification for the reasons stated in Note No. B-3 in Schedule - "C". The impact of the same is not ascertainable.

Our opinion on the above said issue is not modified.

**Qualified Opinion**

1. In our opinion and to the best of our information and according to the explanations given to us, *except for the effects of the matter described* and fair view in conformity with the accounting principles generally accepted in India:
  - a) in the case of the Balance Sheet, of the state of affairs of the society as at 31<sup>st</sup> March, 2024;
  - b) in the case of the Income & Expenditure account, of the **excess of income over expenses** for the year ended on that date;

**For S K Agrawal and Co Chartered  
Accountants LLP**

Chartered Accountants

Registration No. 306033E/E300272

**Sandeep Agrawal**

Partner

Membership No. -058553

UDIN- 24058553BKAER01444

Place: Kolkata

Date: 28<sup>th</sup> September 2024




**THE AGR-HORTICULTURAL SOCIETY OF INDIA  
BALANCE SHEET AS AT 31ST MARCH, 2024**

As at 31-03-2023 (Rs.)	Liabilities	As at 31-03-2024 (Rs.)	As at 31-03-2023 (Rs.)	Assets	As at 31-03-2024 (Rs.)
1,59,63,066	<b>GENERAL FUND</b> Balance as per last Account	2,35,98,883	2,39,63,977	<b>FIXED ASSETS : (As per Schedule 'A' annexed)</b>	2,43,55,336
9,30,000	Add: Entrance Fee		16,50,000	<b>INVESTMENT (AT COST)</b> Hdfc Low Duration Fund- Regular Plan Growth Woodlands Multispeciality Hospital Ltd.(65Shares@Face Value)	300
1,68,93,066	Add: Income/(Deficit) in Income & Exp. A/c.	5,27,579	34,64,157	<b>SUNDRY DEBTORS</b> (Unsecured considered good except otherwise stated)	
67,05,817			64,93,744	More than six month	
2,35,98,883			99,57,901	Within six month	1,19,09,413
	<b>LIFE MEMBERS' FUND</b> Balance as per last Account	1,96,55,000		Less: Provision for bad & doubtful debts	
55,00,000	Add: Received during the year	54,50,000	3,89,222	<b>STOCK (AT COST)</b> Stock-in-trade	3,91,769
1,96,55,000		6,27,33,725	3,09,499	Interest accrued on Fixed Deposits	4,16,897
	<b>EARMARKED FUNDS</b>			Balances with Govt. Authorities	19,72,577
3,72,556				Advance to employees	25,000
	<b>SUNDRY LIABILITIES</b>			Advances to parties	6,29,419
19,33,412	For Garden Sub-Contractor & Goods & Expenses	53,45,119		Security Deposit	15,70,628
2,81,908	Other liabilities	1,89,403		Income Tax deducted at source	17,66,221
1,74,738	Overdraft Balance with Banks	2,07,163		<b>CASH AND BANK BALANCES</b>	
44,92,998	Provision for Gratuity(Unfunded)	81,95,561		Cash-in-hand	30,727
	Provision for Bonus	7,35,054		Balances in schedule Bank Accounts	73,21,874
7,14,792	Provision for Leave	16,50,986		Balances in Fixed Deposit Accounts	2,51,05,144
17,68,892	Provision for Security	8,70,000			
9,20,000	For Advance Service and Other Charges				
7,00,000	For Advance for Letting of Kanol Hall (Note 4)				
80,00,000	For Caution Money	87,00,000			
12,460					
<b>6,26,25,640</b>		<b>7,54,97,305</b>	<b>6,26,25,640</b>		<b>7,54,97,305</b>

Significant Accounting Policy and Notes: **Schedule 'C'**  
The schedules are integral part of the Financial Statement  
In terms of our attached Report of even date  
For S K Agrawal & Co Chartered Accountants LLP  
Chartered Accountants  
Firm Registration No. 306033E/E300272

*S K Agrawal*

Sandeep Agrawal  
Partner  
Membership No.- 056553  
Place : Kolkata  
Dated:the 28th Day of September, 2024



Atul Churiwal  
Council Member

*Atul Churiwal*

Durgadas Sarcar  
Secretary

*Durgadas Sarcar*

**THE AGRI-HORTICULTURAL SOCIETY OF INDIA**  
**INCOME & EXPENDITURE ACCOUNT FOR THE YEAR ENDED 31-03-2024**


For the year ended 31-03-2023 (Rs.)	Expenditure	For the year ended 31-03-2024		For the year ended 31-03-2023 (Rs.)	Income	For the year ended 31-03-2024	
		(Rs.)	(Rs.)			(Rs.)	(Rs.)
	<b>TO OPENING STOCK</b>				<b>BY SALES</b>		
3,580.00	Manure, Fertilizer & Seeds	18,687		1,95,629	Manure, Fertilizer & Seeds	2,72,137	
14,163.00	Garden Implements including Pots	50,893		1,03,361	Garden Implements including Pots	1,14,914	
2,33,375.00	Plants	2,65,755		8,80,346	Plants (including own production)	6,40,207	
2,000.00	Insecticides	7,312		52,519	Insecticides (Note 2)	39,667	
56,897.00	Books and Periodicals	46,575	3,89,222	28,231	Books and Periodicals	14,141	10,81,066
	<b>PURCHASE</b>				<b>BY CLOSING STOCK</b>		
1,20,472	Manure, Fertilizer & Seeds	90,910		18,687	Manure & Fertilizer	19,160	
1,24,252	Garden Implements including Pots	71,531		50,893	Garden Implements including Pots	40,546	
3,81,480	Plants	3,73,159		2,65,755	Plants	2,90,455	
9,180	Natural Colour	-		-	Natural Colour	-	
46,704	Insecticides	24,841		7,312	Insecticides	1,541	
-	Books and Periodicals	-	5,60,441	46,575	Books and Periodicals	40,067	
1,37,32,920	<b>Garden New Development Activities</b>		1,98,42,416	1,07,954	Net Surplus from Training		3,91,769
	<b>ESTABLISHMENT EXPENSES</b>				<b>SUBSCRIPTION</b>		
18,40,323	Garden & Office establishment	19,36,729		50,89,525			47,79,886
1,10,07,420	Secretariat Establishment	1,03,03,891			<b>OPERATIVE INCOME</b>		
3,52,241	Bonus & Exgratia	7,35,054			Income from garden Contract	57,10,561	
1,39,610	Welfare Expenses	2,38,180			Entrance fees	34,05,000	
9,55,225	Employer's Contribution to PF (including admin c	9,15,818		33,08,142	Other Operating Income	20,41,832	
11,88,416	Gratuity Expense	68,65,656		17,73,250	Rental Income	24,38,544	
5,16,551	Leave Enchashment	7,67,082		20,90,184.00	Miscellaneous Incomes	3,07,645	1,39,03,581
1,92,243	Contribution to Employee State Insurance Corpor	2,11,577	2,19,73,987	1,00,000.00	<b>OTHER INCOME</b>		
	<b>OTHER EXPENSES</b>				Interest Income	16,77,421	
1,06,779	Printing & Stationary	1,11,361		11,17,087	Liability and Provision Written Back	2,64,954	33,82,374
52,996	Postage, Telegrams and Telephone	75,744		98,58,429	Income from Advertisement Holding	14,40,000	
37,85,448	Repairs, Maintenance and Garden development	29,11,436		28,40,000	Donations for CSR activities		2,82,84,880
18,88,330	Electric Charges	19,72,540					
3,47,452	Rates and Taxes	3,51,889		1,98,62,455			
-	Audit Fees	50,000					
6,39,668	Professional & Consultancy Charges	6,27,532					
15,29,622	Miscellaneous Expenditure	6,93,269	67,93,770				
18,23,169	Depreciation		17,36,141				
67,05,817	Excess of Income over Expenditures		5,27,579				
<b>4,77,96,333</b>			<b>5,18,23,556</b>				<b>5,18,23,556</b>

Note 1: The own consumption of insecticides is clubbed under the head Garden development expenses.

Significant Accounting Policy and Notes: **Schedule 'C'**  
The schedules are integral part of the Financial Statement

In terms of our attached Report of even date

For S K Agrawal & Co Chartered Accountants LLP  
Chartered Accountants  
Firm Registration No. 306033E/E300272




Sandeep Agrawal  
Partner  
Membership No.- 058553  
Place : Kolkata  
Dated: the 28th Day of September, 2024



Atul Churiwal  
Council Member



Durgadas Sarcar  
Secretary



PARTICULARS	Rate of Deprn.	Balance on 01-04-2023	Depreciation on Old Asset	Date of Addition	Addition during the year (Rs.)	Depreciation on addition	Date of Deletion	Deletion/Adjustment during the year (Rs.)	Depreciation on deletion	Gross Total (Rs.)	Total Depreciation For the year (Rs.)	Balance as on 31-03-2024
Attendance cum access control system	13.91%	81,709.37	11,366							81,709.37	11,365.77	70,343.60
Air Conditioner	13.91%	1,88,823.45	26,265							1,88,823.45	26,265.34	1,62,558.11
Air Turbine Ventilator For Ochidurium	13.91%	11,563.67	1,609							11,563.67	1,608.51	9,955.16
Birda Enclave	5.00%	2,38,073.82	11,904							2,38,073.82	11,903.69	2,26,170.13
Blower	10.00%	73,054.95	7,305							73,054.95	7,305.50	65,749.46
Boundary Wall	5.00%	37,533.68	1,877							37,533.68	1,876.68	35,657.00
Building Annexure	5.00%	1,59,236.48	7,962							1,59,236.48	7,961.82	1,51,274.66
Buildings	5.00%	10,53,817.19	52,691							10,53,817.19	52,690.86	10,01,126.33
Calyx Fountain	18.18%	99,934.24	18,168							99,934.24	18,168.04	81,766.20
Floating Fountain	18.18%	-	-	13-03-2024	2,08,576	1,968.48				2,08,576.00	1,968.48	2,06,607.52
Floating Fountain	18.18%	-	-	27-03-2024	7,87,552	1,955.97				7,87,552.00	1,955.97	7,85,596.03
Camera (Kanon-Eos 700d)	13.91%	13,448.00	1,871							13,448.00	1,870.62	11,577.38
	13.91%	51,862.64	7,214							51,862.64	7,214.09	44,648.55
Cctv Camera	13.91%	7,94,283.71	1,10,485							8,13,858.71	1,12,307.56	7,01,551.15
	13.91%	23,879.78	3,322	31-07-2023	19,575	1,822.69				23,879.78	3,321.68	20,558.10
Children Park	5.00%	2,01,152.26	10,058							2,01,152.26	10,057.61	1,91,094.65
	5.00%	1,32,781.49	6,639							1,32,781.49	6,639.07	1,26,142.42
	5.00%	68,383.01	3,419							68,383.01	3,419.15	64,963.86
Computer	40.00%	18,676.59	7,471							18,676.59	7,470.64	11,205.95
Concentrina Wire On Boundary Wall	5.00%	66,723.54	3,336							66,723.54	3,336.18	63,387.36
Cycle	20.00%	378	378							1,889.56	377.91	1,511.65
Corfee Machine	13.91%	65,771.51	9,149							65,771.51	9,148.82	56,622.69
Drainaze System	5.00%	1,44,738.58	7,237							1,44,738.58	7,236.93	1,37,501.65
Electrification Labour Quarter	13.91%	16,456.26	2,289							16,456.26	2,289.07	14,167.19
Ebpx Machine	40.00%	19,91	8							19.91	7.96	11.95
Flexi Flag Steel grey	5.00%	2,59,480.66	12,974							2,59,480.66	12,974.03	2,46,506.63
	5.00%	82,815.67	4,141							82,815.67	4,140.78	78,674.89
Furniture	18.10%	3,97,840.03	72,009							4,29,340.03	75,498.49	3,53,841.54
Fire Alarm System	13.91%	1,14,685.05	15,953							1,14,685.05	15,952.69	98,732.36
Garden Aquaguard And Cooling System	13.91%	32,394.51	4,506							32,394.51	4,506.08	27,888.43
Garden Bench	18.10%	32,176.33	5,824							32,176.33	5,823.92	26,352.41
Garden Bench 2021-22	18.10%	4,97,975.38	90,134							4,97,975.38	90,133.54	4,07,841.84
Garden Chair	18.10%	5,048.00	914							5,048.00	913.69	4,134.31
Garden Equipment	10.00%	2,63,970.04	26,397							2,63,970.04	26,397.00	2,37,573.04
Garden Light	4.80%	24,33,449.76	1,16,806							27,09,449.76	1,21,764.54	25,87,685.22
Garden Light	4.80%	-	-	16-11-2023	2,76,000.00	4,958.95				2,76,000.00	4,958.95	2,71,041.05
Garden Light	4.80%	-	-	29-04-2023	68,000.00	3,014.30				68,000.00	3,014.30	64,985.70
Garden Light	4.80%	-	-	18-05-2023	2,18,983.00	9,161.39				2,18,983.00	9,161.39	2,09,821.61
Garden Light	4.80%	-	-	21-06-2023	16,600.00	620.46				16,600.00	620.46	15,979.54
Garden Light 2021-22	4.80%	3,46,140.24	16,615							3,46,140.24	16,614.73	3,29,525.51
Gate Automation System	13.91%	2,72,762.28	37,941							2,72,762.28	37,941.23	2,34,821.05
GATE (NEW)	18.10%	74,018.19	13,397							74,018.19	13,397.29	60,620.90
Godown For Manure	5.00%	2,40,548.21	12,027							2,40,548.21	12,027.41	2,28,520.80
Godown For Manure 2021-22	5.00%	2,73,274.95	13,664							2,73,274.95	13,663.75	2,59,611.20
Godown Office	5.00%	78,164.32	3,908							78,164.32	3,908.22	74,256.10
Green House	5.00%	10,77,947.91	53,897							10,77,947.91	53,897.40	10,24,050.51
Habiscus Bed A/C	5.00%	59,139.67	2,957							59,139.67	2,956.98	56,182.69
H.B.Kanol Hall Asset	5.00%	-	-							-	-	-
Honda Brush Cutter	10.00%	19,641.58	1,964							19,641.58	1,964.16	17,677.42
Honda Power Tiller	10.00%	20,896.15	2,090							20,896.15	2,089.62	18,806.54
HONDA LAWN MOWER	10.00%	35,330.21	3,533							35,330.21	3,533.02	31,797.19
HP DESKIET 2332 AIO	40.00%	-	-	19-04-2023	55,552	5,281.99				55,552.00	5,281.99	50,270.01
Kitchen Hbk	5.00%	-	-	24-07-2023	3,900	1,074.10				3,900.00	1,074.10	2,825.90
KOS-822 7.5HP 3PH	13.91%	26,183.95	3,642							26,183.95	3,642.19	22,541.76
Laboratory Equipments	13.91%	32,526.50	4,524							32,526.50	4,524.44	28,002.06



Laboratory Glass House	5.00%	22,535.30	1,127								22,535.30	1,126.77	21,408.54
Land At Belvedere Road	0.00%	4,806.00	-								4,806.00	-	4,806.00
Lawn Mower	10.00%	45,452.91	4,545								45,452.91	4,545.29	40,907.62
Leafmold Shed	10.00%	2,96,023.56	29,602								2,96,023.56	29,602.36	2,66,421.20
Leaf Mould & Cow Dung Shed	5.00%	9,244.78	462								9,244.78	462.24	8,782.54
Led Flood Light	4.80%	19,644.26	982								19,644.26	982.21	18,662.05
LAPTOP	4.80%	18,226.57	875								18,226.57	874.88	17,351.69
Library Books	40.00%	26,317.25	1,263								26,317.25	1,263.23	25,054.02
Macneill E-loader	5.00%	16,035.25	802								16,035.25	801.76	15,233.49
Medical Block	20.00%	1,08,712.33	21,742								1,08,712.33	21,742.47	86,969.86
Morium Path	5.00%	2,78,839.02	13,942								2,78,839.02	13,941.95	2,64,897.07
MUSIC SYSTEM	5.00%	5,30,027.38	26,501								5,30,027.38	26,501.37	5,03,526.01
	40.00%	75,127.80	3,051								75,127.80	3,051.12	72,076.68
	13.91%	11,545.55	4,618								11,545.55	4,618.22	6,927.33
	13.91%	11,811.90	1,643								11,811.90	1,643.04	10,168.86
	13.91%	7,318.17	1,018								7,318.17	1,017.96	6,300.21
	13.91%	23,049.35	3,206								23,049.35	3,206.16	19,843.19
	13.91%	3,313.02	461								3,313.02	460.84	2,852.18
	5.00%	84,023.66	4,201								84,023.66	4,201.18	79,822.48
	5.00%	8,863.46	443								8,863.46	443.17	8,420.29
	15.00%	8,949.67	1,342								8,949.67	1,342.00	7,607.67
	5.00%	7,29,229.03	36,461								7,29,229.03	36,461.45	6,92,767.58
	5.00%	1,19,679.31	5,984								1,19,679.31	5,983.97	1,13,695.34
	5.00%	24,255.93	1,213								24,255.93	1,212.80	23,043.13
	13.91%	16,424.45	2,285								16,424.45	2,284.64	14,139.81
	5.00%	24,506.64	1,225								24,506.64	1,225.33	23,281.31
	5.00%	1,60,172.93	8,009								1,60,172.93	8,008.65	1,52,164.28
	5.00%	1,75,342.56	8,767								1,75,342.56	8,767.13	1,66,575.43
	13.91%	7,556.15	1,051								7,556.15	1,051.06	6,505.09
	5.00%	2,69,375.99	13,469								2,69,375.99	13,468.80	2,55,907.19
	5.00%	71,207.28	3,560								71,207.28	3,560.36	67,646.92
	5.00%	1,20,853.61	6,043								1,20,853.61	6,042.68	1,14,810.93
	5.00%	2,22,044.32	11,102								2,22,044.32	11,102.22	2,10,942.10
	13.91%	3,921.49	545								3,921.49	545.48	3,376.01
	5.00%	38,15,424.15	1,90,771								38,15,424.15	1,90,771.21	36,24,652.94
	5.00%	30,27,295.00	1,51,365								30,27,295.00	1,51,364.75	28,75,930.25
	13.91%	1,19,767.98	16,660								1,19,767.98	16,659.73	1,03,108.25
	5.00%	11,075.44	554								11,075.44	553.77	10,521.67
	5.00%	76,074.65	3,804								76,074.65	3,803.73	72,270.92
	5.00%	7,810.57	391								7,810.57	390.53	7,420.04
	5.00%	1,03,925.91	5,196								1,03,925.91	5,196.30	98,729.61
	5.00%	7,818.09	391								7,818.09	390.90	7,427.19
	10.00%	60,048.49	6,005								60,048.49	6,004.85	54,043.64
	5.00%	3,85,617.33	19,281								3,85,617.33	19,280.87	3,66,336.46
	5.00%	64,912.25	3,246								64,912.25	3,245.61	61,666.64
	40.00%	41,041.58	16,417								41,041.58	21,982.97	40,458.61
	40.00%	30,318.49	12,127								30,318.49	28,236.59	68,778.34
	5.00%	95,815.05	4,791								95,815.05	4,936.59	94,378.46
	5.00%	74,431.52	3,722								74,431.52	3,721.58	70,709.94
	5.00%	13,797.42	690								13,797.42	689.87	13,107.55
	13.91%	4,200.00	-								4,200.00	-	4,200.00
	13.91%	4,702.00	654								4,702.00	654.05	4,047.95
	13.91%	4,01,422.44	55,838								4,01,422.44	55,837.86	3,45,584.58
	5.00%	6,25,431.20	31,272								6,25,431.20	31,271.56	5,94,159.64
	5.00%	11,91,505.06	59,575								11,91,505.06	59,575.00	11,31,930.06
	5.00%	23,385.97	1,169								23,385.97	1,169.98	22,215.99
	5.00%	3,497.87	487								3,497.87	486.55	3,011.32
	13.91%	2,39,63,978.62	16,64,784								2,39,63,978.62	16,64,784	2,23,000,000
<b>Total</b>													



*(Handwritten signature)*

*(Handwritten signature)*


Schedule 'C': "SIGNIFICANT ACCOUNTING POLICIES AND 'NOTES TO ACCOUNTS'" annexed to and forming part of the Balance Sheet as at 31<sup>st</sup> March, 2024 and the Income & Expenditure Account for the year ended on that date.

**A. Significant Accounting Policies :**

1. **Fixed Assets:** Fixed Assets are stated at cost of acquisition or construction less accumulated depreciation
2. **Inventories:** Stocks of Stores, Plants & Garden Implement are valued at cost
3. **Depreciation:** Depreciation is provided on written down value method at the rate decided by the management and on addition on prorated basis.
4. **Income & Expenditure** are accounted for on accrual basis except.
  - a) Outstanding Subscription.
  - b) Certificate Courses
5. **Employee Benefits:** Employee benefits are accounted on accrual basis except in relation to leave salary which is accounted on cash basis
6. Garden Contract Bills are drawn based on progress and / or completion of works.
7. **Investments:** Investments are stated at cost
8. Corpus Donation is directly credited to General Fund at the time of receipt of the same.
9. The Donations received in relation to CSR is a part of Income and recognized in Income and Expenditure account.

**B. Notes to Accounts:**

1. **Contingent liabilities not provided in respect of:** Balance amount payable for Arbitration fees of Rs 14,50,000/- on realisation of the awarded amount.
2. "The Hon'ble Supreme Court of India (SC) by their order dated February 28, 2019 set out the principles based on which allowances paid to the employees should be identified for inclusion in basic wages for the purposes of computation of Provident Fund contribution. There are interpretative challenges and considerable uncertainty, including estimating the amount retrospectively. Pending the directions from the EPFO, the impact for past and current periods, if any, is not ascertainable reliably and consequently no financial effect has been provided for in the books of account.





3. The Society has maintained stock record on manual basis for plant & computerized basis for all other items. For the purpose of finalization of the Accounts, physical stock confirmed by the Management has been taken. Also, the records of production of own plant has not been maintained by the Society.
4. PR Foods without approval of the Society and without taking necessary statutory permissions had demolished a portion of the Kanoi Hall and started new construction. The statutory authorities have initiated proceeding against the Society along with issuance of stop work notice. Though PR Foods has stopped further work since 9<sup>th</sup> March, 2018 but no further steps was taken by them to resolve the impasse nor they have paid monthly charges in terms of the Agreement. Thereafter, the Society had sought for arbitration whose Award was passed on 24<sup>th</sup> December, 2019 owing to which the PR Foods was directed to pay the gross sum of Rs. 3,14,00,000/- (net sum of Rs. 1,98,00,000/- after adjusting the Security Deposits Rs. 80,00,000/- and another receipt of Rs 36,00,000/-) to the society within a period of one month from the date of receipt of Award. This Award of Rs. 3,14,00,000/- comprises of rent for 22 months @ Rs. 12,00,000/- per month from March 2018 to December 2019 plus compensation for damage for Rs. 50,00,000/-. Also, the claimant Society is further entitled to interest at the rate of 10% on the said sum of Rs. 1,98,00,000/- after one month from the date of receipt of the Award by the Claimant-Society till the realization of the amount.

Further to above, the Society has also another receivable from PR Foods for Rs.18,39,707/- under Sundry Debtors.

The Society has handed over the papers to their Solicitors and newspaper publications were made on 21st November'2021 for execution of the order. Till such time status quo has been maintained and no adjustment of the awarded amount (including Rs. 36,00,000/- stated in the Award as advance and for the awarded interest) as well as recoverable amount of sundry debtors of Rs 18,39,707/- from P R Foods was made in the accounts




5. An area within the society premises was leased out few years back to Bharat Petroleum Company Limited (BPCL) for operating one food store. Though no right was given to the lessee to sub lease the property but some other party was actually running the food store. On the basis of information, BPCL had instituted a civil case against that said other party which was decided in favour of BPCL with a direction that the other party would vacate the place and also give compensation for unauthorized occupation. Against this verdict the other party has filed an appeal in the Court of District Judge, Alipore (PP Appeal No 7 of 2022). The matter is sub-judice.
6. Figures appearing under “for Garden Sub-Contractor & Goods & Expenses” under Sundry Liabilities and also for Sundry debtors are subject to confirmation by the respective parties. Appropriate adjustments for short/excess thereof would be made in the financial statements as and when such confirmations are received subsequently. Also, no review was made whether such figures remaining over 3 years are actually to be carried forward.
7. The previous year figures have also been reclassified and regrouped to conform to this year's classification. The reclassification and regrouping for previous year figures do not impact recognition and measurement principles followed for preparation of financial statements. Figures have been rounded off to the nearest rupee.

In terms of our attached report of even date

**For S K Agrawal and Co Chartered Accountants LLP**

Chartered Accountants

FRN: 306033E/E300272



**Sandeep Agrawal**

Partner

M. No-058553



**Atul Churiwal**

Council Member



**Durgadas Sarcar**

Secretary

Place: Kolkata

Dated: 28th September 2024



**THE AGRI-HORTICULTURAL SOCIETY OF INDIA**

1, Alipore Road, Kolkata - 700 027

Phone : 9051242924 (Membership), 9073124094 (Sales),  
8336060180 (Training/Consultancy)

E-mail : [ahsikolkata@gmail.com](mailto:ahsikolkata@gmail.com)

Web : <https://ahsi.co.in/>